


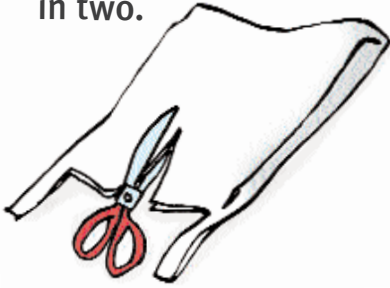
Experiment Let's Make a Mini-Pond

 Draw. You need:

a plastic bowl	a plastic bag	soil
stones	plants, twigs for decoration	water

Instructions:

Cut (✂) the plastic bag in two.



Put a piece of plastic in the bowl.



Fill the bowl with soil.



Make a big hole in the soil.



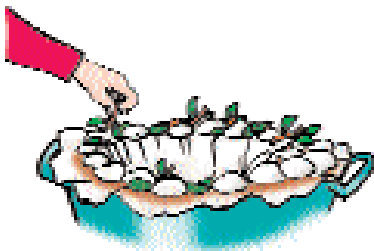
Cover the soil with the second piece of plastic.



Put stones and soil all around.



Decorate with plants, pebbles...



Fill the pond with water.



Put your pond in your school garden!